


- PAVEMENT RESTORATION
- PAVEMENT REHABILITATION (MARKED W/ WHITE PAINT)
- NEW PAVEMENT

WAILEA GOLF COURSE



Carl K. Takai
THIS WORK WAS PREPARED BY ME OR UNDER MY SUPERVISION

DATE	DESCRIPTION

APPROX. 4.7 SQ. YD.

APPROX. 1.8 SQ. YD.

APPROX. 7.7 SQ. YD.

APPROX. 12.7 SQ. YD.

SWIMMING POOL

PADDLE TENNIS

APPROX. 22.2 SQ. YD.

APPROX. 18.3 SQ. YD.

APPROX. 2.7 SQ. YD.

APPROX. 9.9 SQ. YD.

APPROX. 43.6 SQ. YD.

APPROX. 46.2 SQ. YD.

APPROX. 9.5 SQ. YD.

APPROX. 16.5 SQ. YD.


APPROX. 13.6 SQ. YD.

APPROX. 7.7 SQ. YD.

APPROX. 4.2 SQ. YD.

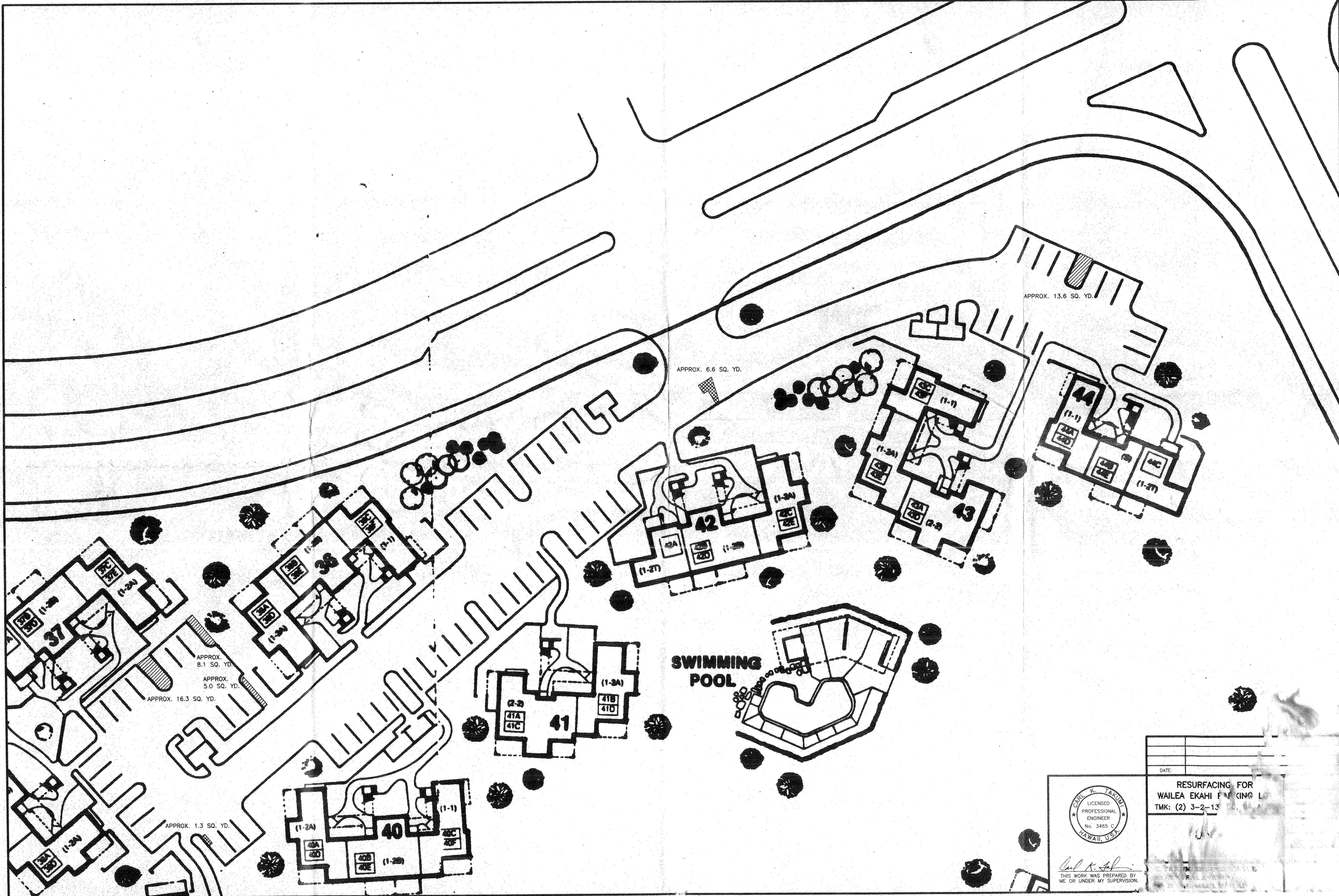
APPROX. 1.1 SQ. YD.

Phase II



THIS WORK WAS PREPARED BY ME OR UNDER MY SUPERVISION.

DATE:	
RESURFACING FOR WAILEA EKAHI PARKING LOT	
TMK: (2) 3 2-13	



APPROX. 13.6 SQ. YD.

APPROX. 6.6 SQ. YD.


APPROX. 8.1 SQ. YD.

APPROX. 5.0 SQ. YD.

APPROX. 16.3 SQ. YD.

APPROX. 1.3 SQ. YD.


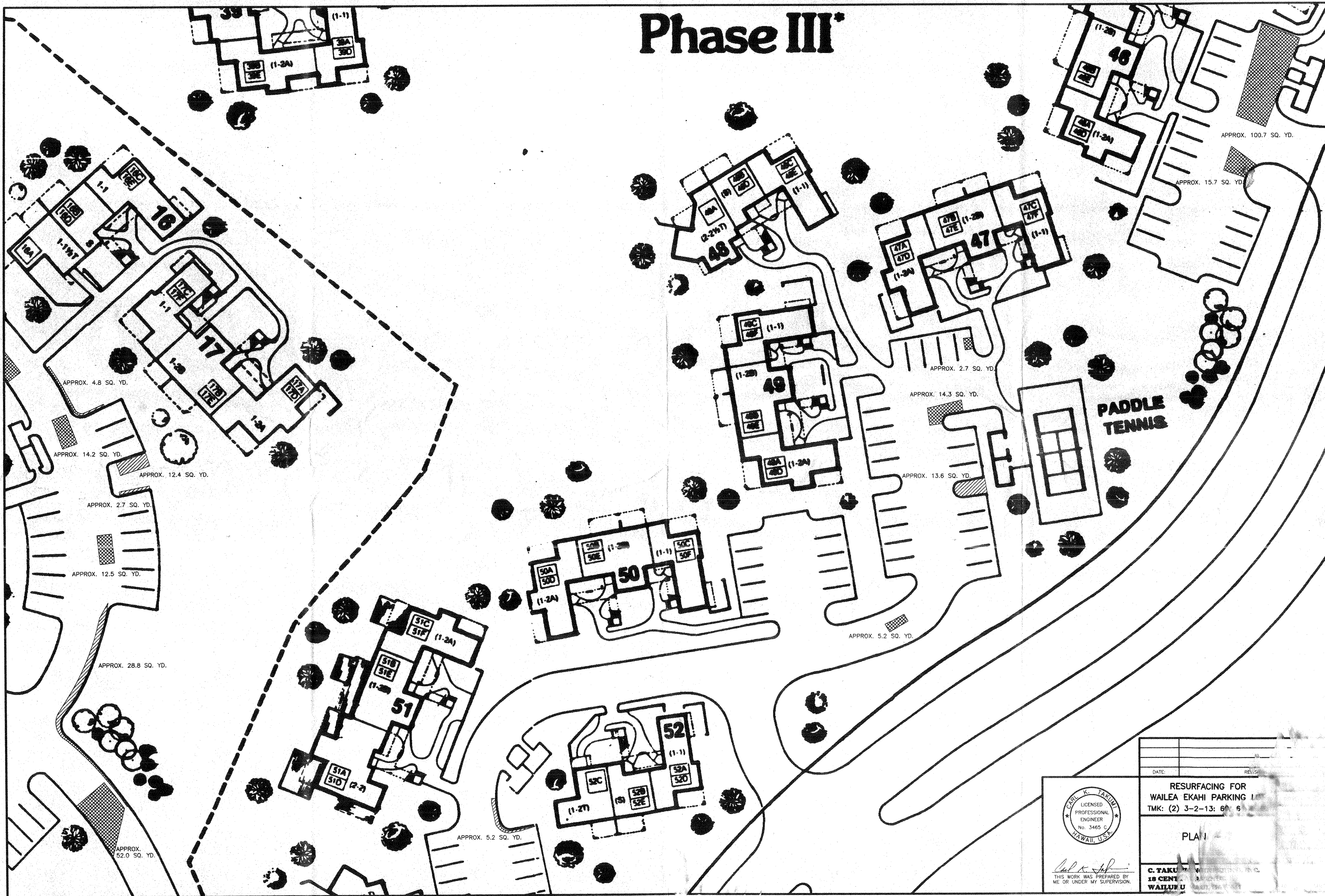
SWIMMING POOL



Carl K. Takui
THIS WORK WAS PREPARED BY ME OR UNDER MY SUPERVISION.

DATE:	
RESURFACING FOR WALEA EKACHI PARKING LOT	
TMK: (2) 3-2-13	


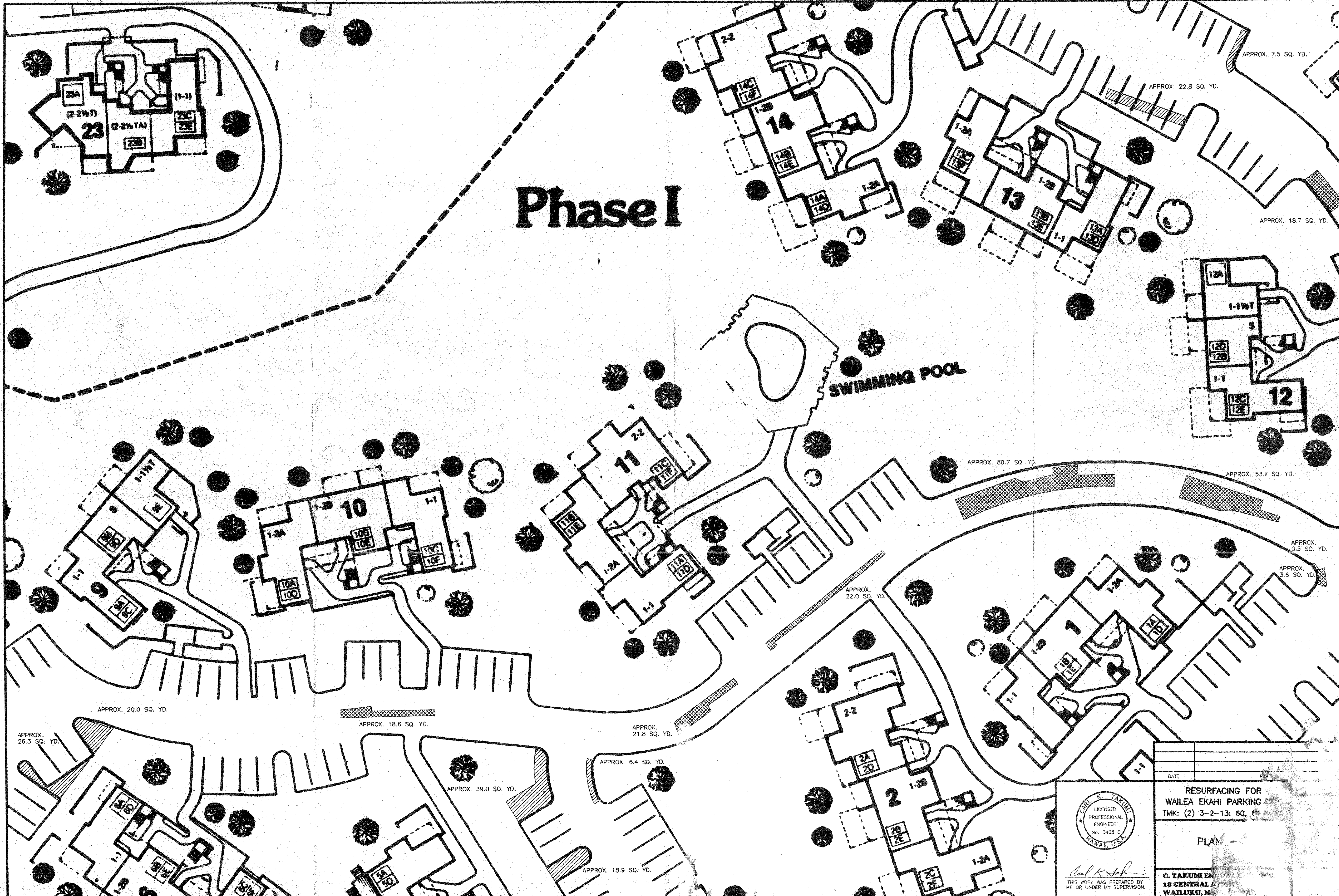
Phase III



THIS WORK WAS PREPARED BY ME OR UNDER MY SUPERVISION.


DATE:	REVISION:
RESURFACING FOR WALEA EKAHI PARKING LOT	
TMK: (2) 3-2-13: 6th 6	
PLAN	
C. TAKUMI 18 CENT WAILUKU	

Phase I



Carl K. Takumi
THIS WORK WAS PREPARED BY ME OR UNDER MY SUPERVISION.

DATE:	REVISED:
RESURFACING FOR WAILEA EKAHI PARKING	
TMK: (2) 3-2-13: 60, 61	
PLAN	
C. TAKUMI ENGINEERING, INC. 18 CENTRAL AVENUE WAILUKU, HI 96793	



Carl K. Takumi
 THIS WORK WAS PREPARED BY
 ME OR UNDER MY SUPERVISION.

DATE	REVISION


RESURFACING FOR
 WAILEA EKAKHI PARKING I
 TMK: (2) 3-2-13: 60, 61

PLAN -

C. TAKUMI EN
 18 CENTRAL AVENUE
 WAILUKU, MA



WALEA GOLF COURSE



C. Takumi
THIS WORK WAS PREPARED BY ME OR UNDER MY SUPERVISION.

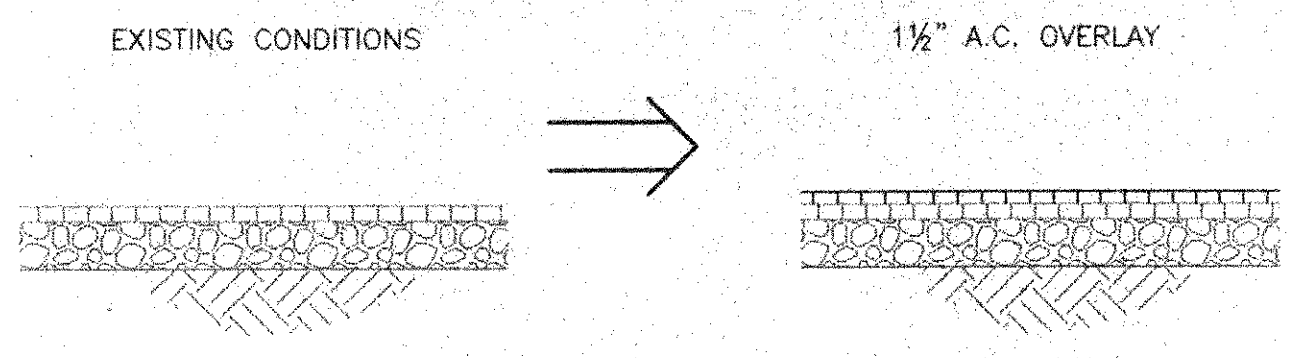
DATE	REVISIONS

RESURFACING FOR
WALEA EKAHI PARKING L
TMK: (2) 3-2-13: 60, 64 &

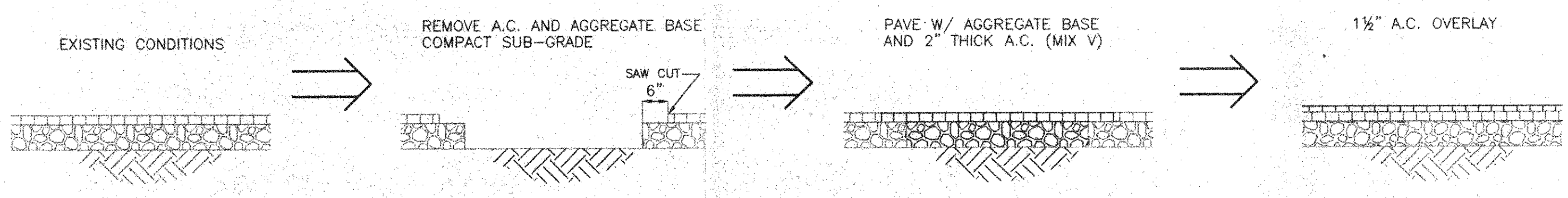
CONCRETE CUR
LAYOUT

C. TAKUMI ENGINEERING
18 CENTRAL AVENUE
WAILUKU, MAUI, HAWAII

CHECKED BY: C. T.



PAVEMENT RESTORATION
Scale: 1/2" = 1'-0"



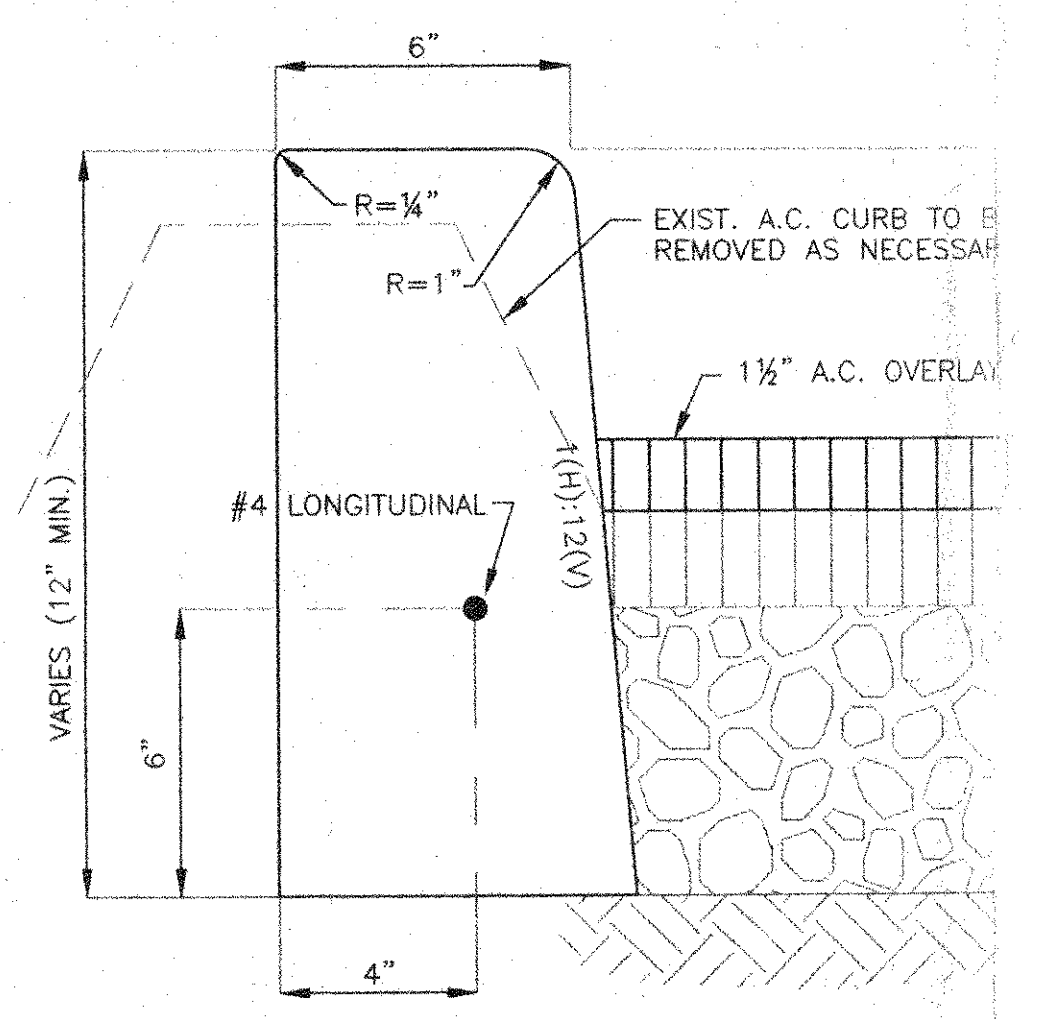
PAVEMENT REHABILITATION
Scale: 1/2" = 1'-0"



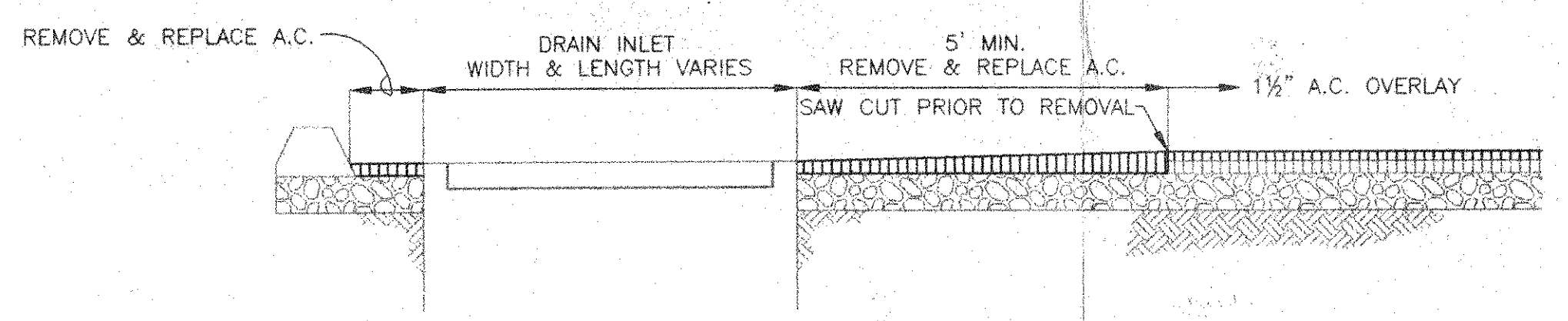
NEW PAVEMENT
Scale: 1/2" = 1'-0"

CONSTRUCTION SHALL BE DONE IN ACCORDANCE WITH THE FOLLOWING SECTIONS OF THE STANDARD SPECIFICATIONS FOR ROAD, BRIDGE AND PUBLIC WORKS CONSTRUCTION, 1994, OF THE STATE DEPARTMENT OF TRANSPORTATION, HIGHWAYS DIVISION: (ALL REFERENCE TO MEASUREMENT AND PAYMENT SHALL BE DELETED)

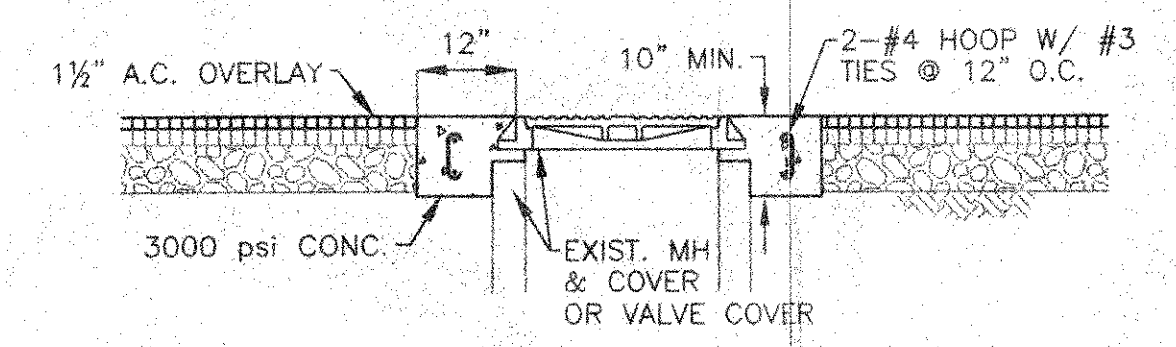
- | | |
|--------------------------------------|-------------|
| 1. AGGREGATE BASE COURSE | SECTION 304 |
| 2. ASPHALT CONCRETE PAVEMENT (MIX V) | SECTION 401 |
| 3. PAVEMENT MARKINGS | SECTION 629 |



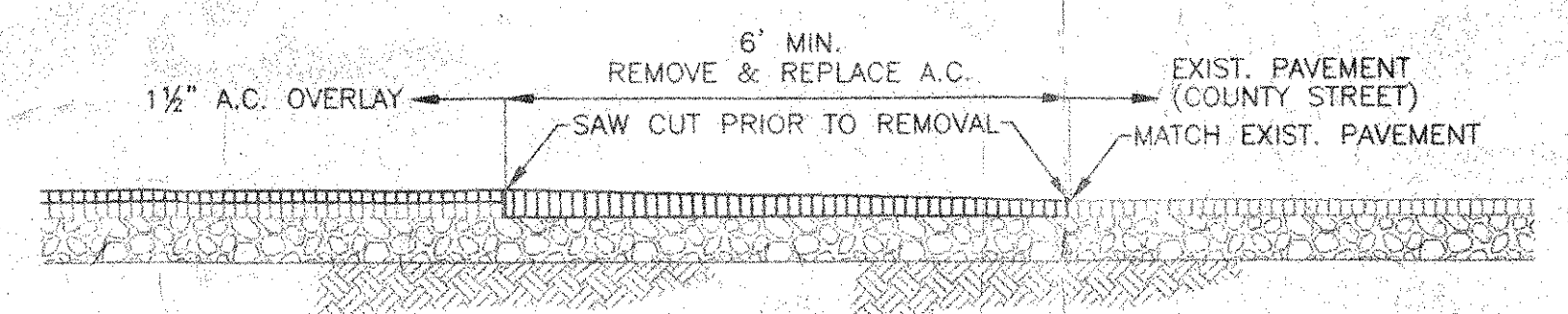
CONCRETE CURB DET.
Scale: 3" = 1'-0"



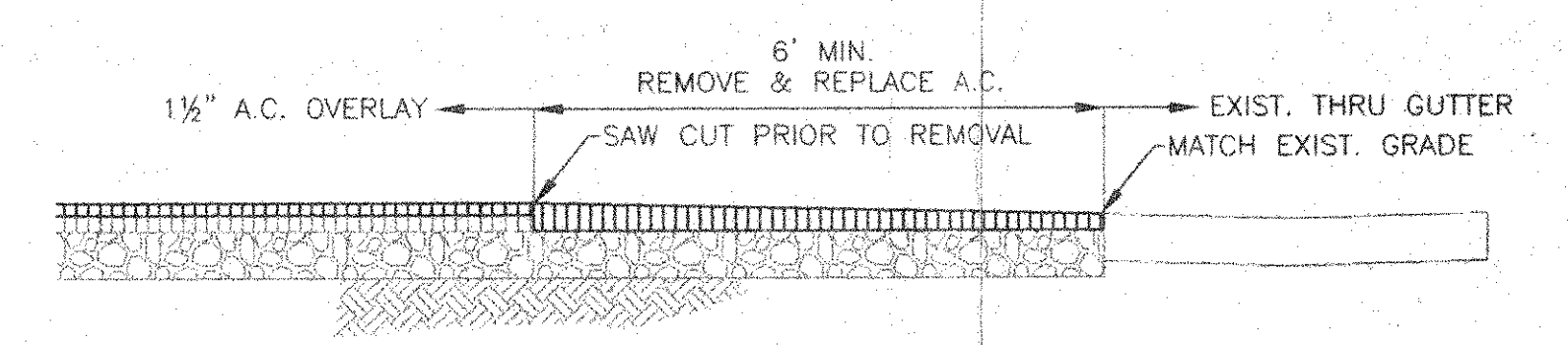
PAVEMENT SECTION AT DRAIN INLET
Scale: 1/2" = 1'-0"



MANHOLE/VALVE ADJUSTMENT DETAIL
Scale: 1/2" = 1'-0"



PAVEMENT SECTION "A"
Scale: 1/2" = 1'-0"



PAVEMENT SECTION "B"
Scale: 1/2" = 1'-0"

- NOTES:
- FOR STREET MONUMENTS, SEE "STANDARD PLANS", STATE OF HAWAII, DEPARTMENT OF TRANSPORTATION, 1986, DETAIL D-6.
 - FOR CONNECTION TO EXIST. CONC. SIDEWALK SEE SECTION "B", ABOVE.
 - MAINTAIN EXISTING PAVEMENT GRADES AS MUCH AS PRACTICABLE.

C. TAKUMI ENGINEER, C.
LICENSED PROFESSIONAL ENGINEER
No. 3465 C
HAWAII, U.S.A.

Carl K. Takumi
THIS WORK WAS PREPARED BY ME OR UNDER MY SUPERVISION.

DATE:	REVISIONS:
RESURFACING FOR WALEA EKAHI PARKING LOT	
TMK: (2) 3-2-13: 60, 64, 65	
DETAILS	
C. TAKUMI ENGINEER, C. 18 CENTRAL AVENUE WAILUKU, MAUI, HAWAII	